

Isolation/ Infection Control “Outdoor” Negative Pressure Shelter & System



Purpose

This shelter can be used for a temporary negative pressure facility, waiting room/surge capacity, intensive care, bronchoscopy, renal dialysis, triage chamber, or isolated triage.

To be used in conjunction with NPU 2700 Filtration Unit.



Technical Data

Chamber Size:	L 7.3m x W 4.9 x H 2.8m
Shelter Stored Cube:	1.35m x 1.35m x 1.35m
Shelter Weight:	124kg
Chamber Capacity:	8 Patients
Windows:	Front, Back, Interior Door, One on Each Side
Utility Ports	2-Pass-Thru Ports
Doors:	One Air Lock Door, Two End Doors

Features & Benefits

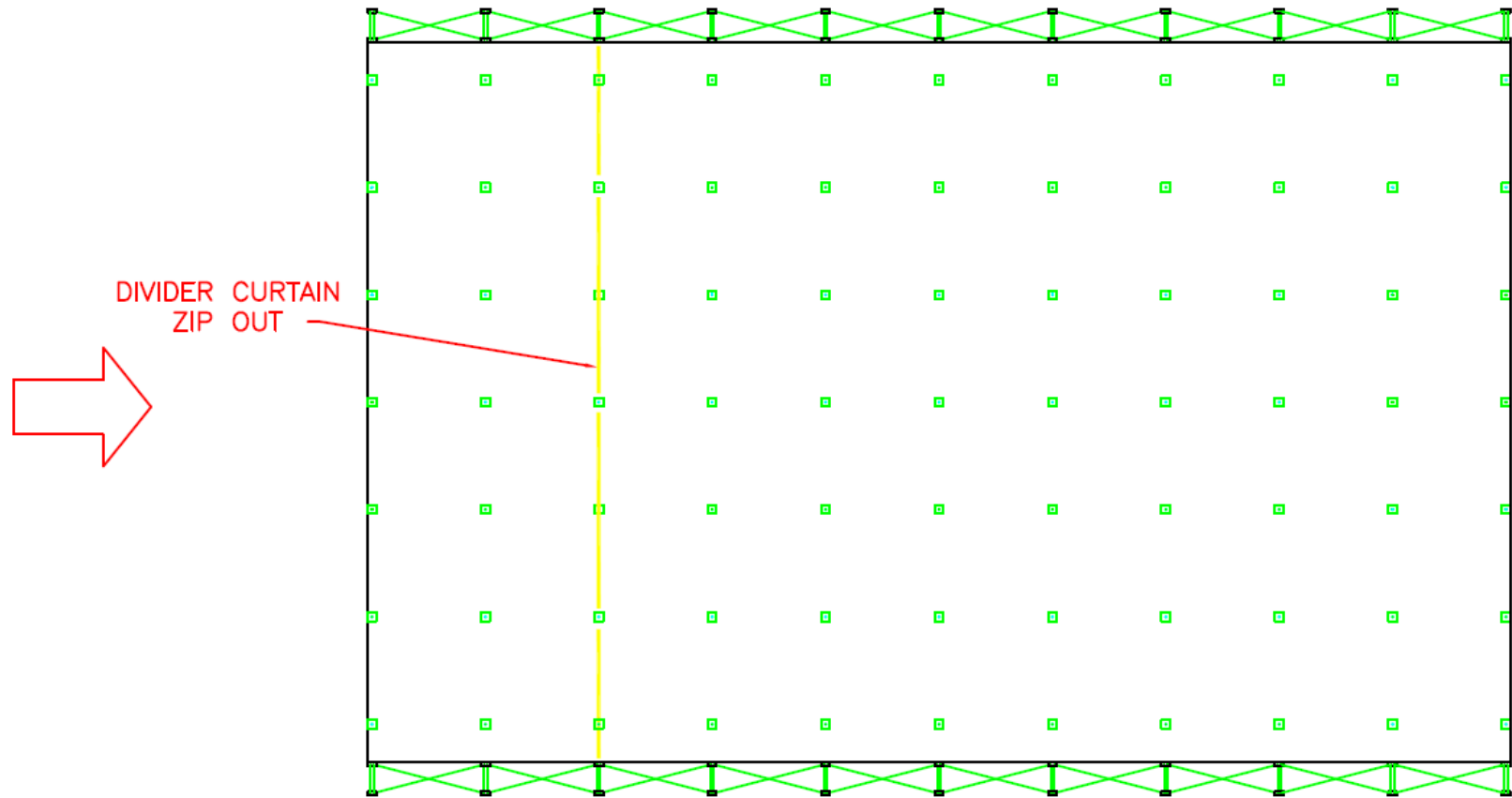
- Isolation system insures state-of-the-art performance, reliability and speed of deployment.
- Corrosion resistant anodised aluminium frame with chemical resistant fabric provides for long life and reliability
- Internal PVC lining can be decontaminated using standard hospital protocols
- Integral zippered 5 foot deep, full width anteroom with full anteroom functionality
- Sidewall and overhead attachment points for monitoring equipment.
- Thermal Screen reduces shelter heat gain
- Snorkelled ductwork for filtration unit
- Interchangeable multi-use wall panels.
- Standard windows on each side and double end viewing portals
- Can be easily switched to positive pressure operation

0845 121 3780

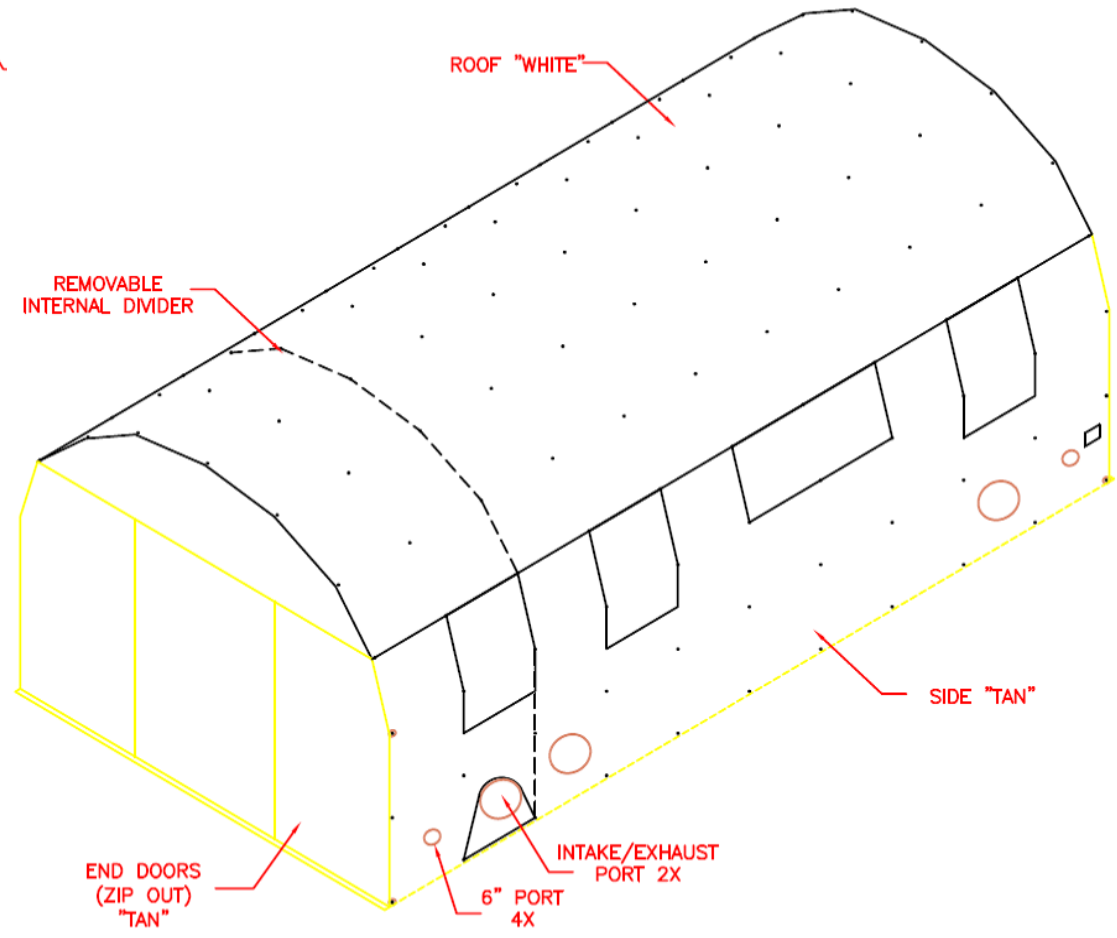
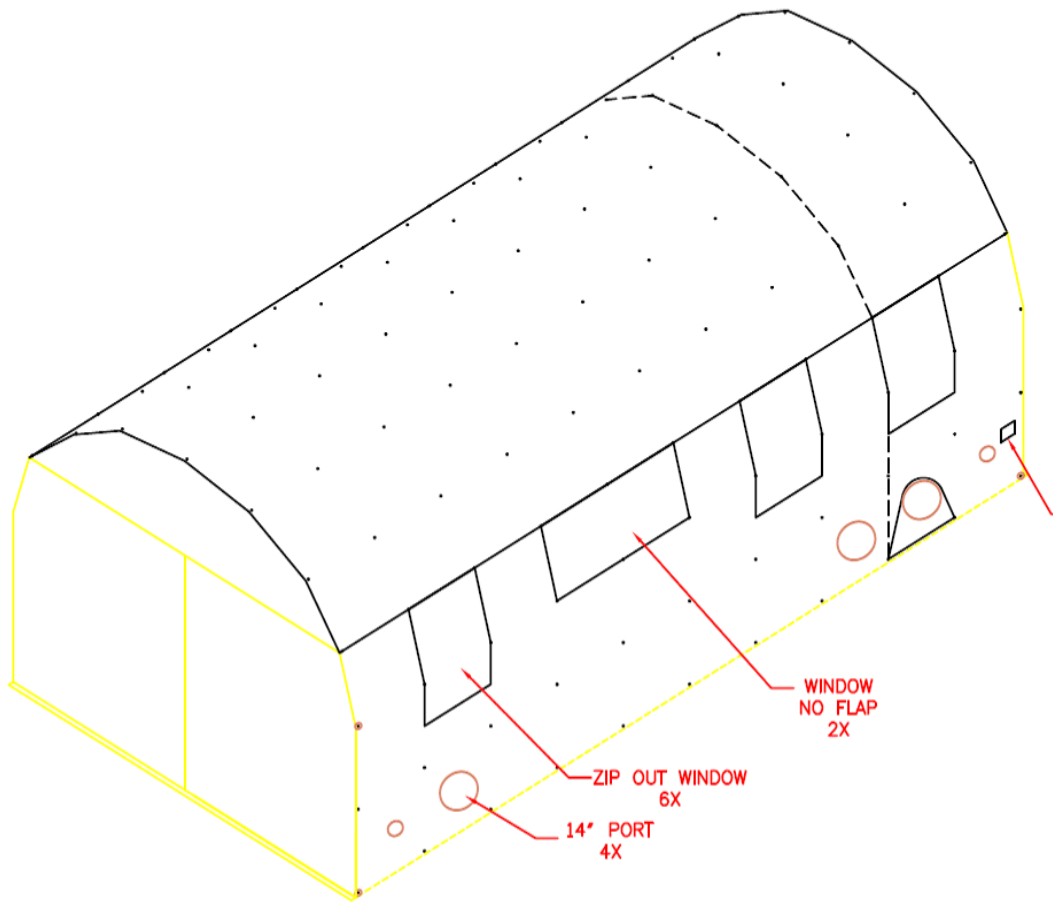
info@grs-uk.com
www.grs-uk.com



8 Jensen Court, Astmoor Industrial Estate, Runcorn, Cheshire, WA7 1SQ
Tel: 0845 121 3781 Email: info@grs-uk.com Web: www.grs-uk.com

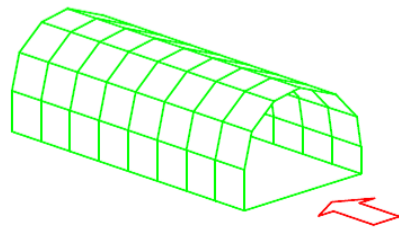


TOP VIEW

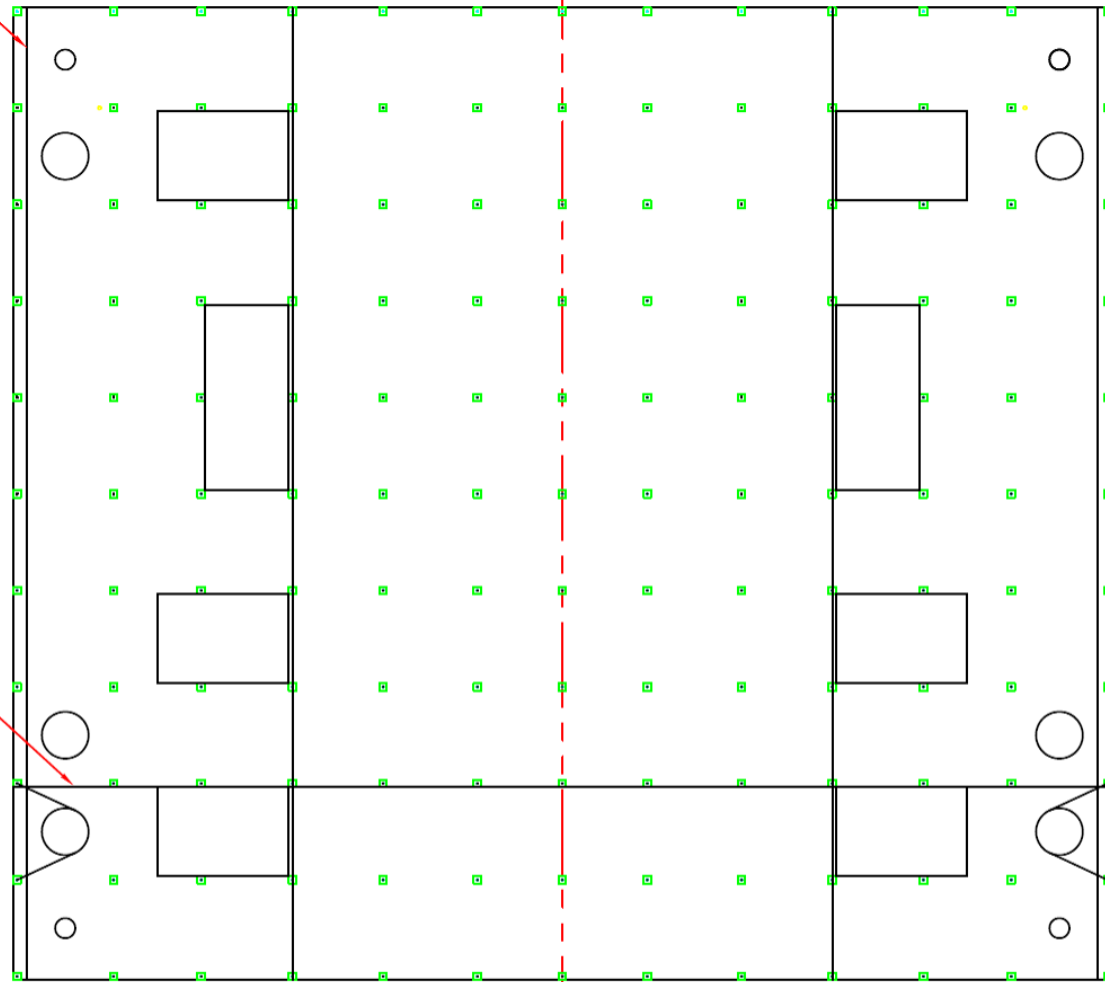


ZIPPER FOR
GROUND CLOTH
2X

ZIPPER FOR
INTERNAL DIVIDER



REF ONLY



FLAT VIEW

Summary

Working under negative pressure, the NPU2700 Air Filtration Unit creates a safe, conained environment in an Isolation Shelter. The NPU2700 is a 3-stage system with 2 stages of filtration to prevent premature clogging of the HEPA filtration stage. The HEPA filter ensures contaminant removal prior to discharging air into the external environment



Technical Data

- Number of Motors: 1
- Voltage: 240V
- Amps: 7
- Decibels: 86
- Dimensions: L 84cm x W 59cm x H 70cm
- Flow (m³ per hour): 2700
- Filter Grades: H14
- Pre-filter: 49.5cm x 49.5cm x 9.5cm
- Intermediate Filter: 49.5cm x 49.5cm x 9.5cm

Features

- Conform to BS8520-2:2009
- HEPA FILTRATION STANDARD TO 99.995%
- three stage units with additional roving pre-filter box to enable contaminant extraction at source
- Speed control to vary the flow rate
- Non return flaps
- Supplied with sealing covers ideal when not in use
- Lightweight robust plastic construction
- Large castors for ease of movement
- Fitted with pressure gauge to monitor the state of filter blockage
- Safety Clips to prevent inadvertent opening thus reducing risk of spillage



- All extraction units have a differential pressure gauge to monitor the state of filter blockage and indicate when replacement is required.

